

2022-23 Texas Academic Performance Report (TAPR)

District Name: HURST-EULESS-BEDFORD ISD

District Number: 220916

This page is intentionally blank.

Texas Education Agency
2022-23 STAAR Performance (TAPR)
HURST-EULESS-BEDFORD ISD (220916) - TARRANT COUNTY

School Year	State	Region 11	District	African American	Hispanic	White	American Indian	Asian	Pacific Islander	Two or More Races
-------------	-------	-----------	----------	------------------	----------	-------	-----------------	-------	------------------	-------------------


Texas Education Agency
 2022-23 STAAR Performance (TAPR)
 HURST-EULESS-BEDFORD ISD (220916) - TARRANT COUNTY

	School Year	State	Region 11	District	African American	Hispanic	White	American Indian	Asian	Pacific Islander	Two or More Races	Special Ed (Current)	Special Ed (Former)	Continuously Enrolled	Non-Continuously Enrolled	Econ Disadv	EB & EL (Current & Monitored)
At Masters Grade Level	2023	17%	17%	22%	18%	16%	30%	*	41%	18%	25%	10%	21%	21%	24%	19%	15%
	2022	14%	14%	18%	16%	15%	18%	*	47%	13%	10%	11%	14%	17%	18%	15%	15%
Grade 8 Science																	
At Approaches Grade Level or Above	2023	74%	74%	89%	82%	87%	94%	100%	97%	79%	89%	63%	88%	90%	85%	85%	80%
	2022	74%	75%	88%	82%	86%	93%	*	97%	75%	93%	60%	85%	90%	81%	84%	78%
At Meets Grade Level or Above	2023	47%	46%	67%	55%	60%	79%	100%	87%	47%	69%	35%	81%	70%	59%	59%	51%
	2022	45%	46%	64%	53%	57%	74%	*	88%	53%	68%	29%	64%	68%	53%	56%	48%
At Masters Grade Level	2023	17%	16%	32%	20%	23%	45%	20%	63%	13%	36%	12%	27%	34%	28%	22%	16%
	2022	24%	24%	41%	30%	34%	50%	*	68%	38%	50%	19%	39%	46%	30%	33%	28%
Grade 8 Social Studies																	
At Approaches Grade Level or Above	2023	62%	63%	78%	72%	73%	87%	100%	93%	65%	82%	47%	85%	80%	74%	72%	65%
	2022	61%	64%	81%	77%	74%	89%	*	94%	68%	81%	57%	82%	84%	73%	75%	66%
At Meets Grade Level or Above	2023	33%	34%	50%	40%	41%	60%	60%	78%	37%	53%	25%	52%	51%	45%	41%	33%
	2022	31%	33%	53%	44%	42%	64%	*	78%	43%	64%	27%	62%	58%	40%	45%	34%
At Masters Grade Level	2023	16%	17%	30%	22%	20%	38%	20%	57%	19%	38%	8%	37%	31%	26%	22%	17%
	2022	18%	20%	36%	24%	27%	45%	*	63%	30%	39%	16%	50%	40%	23%	29%	23%
End of Course English I																	
At Approaches Grade Level or Above	2023	72%	74%	81%	71%	70%	88%	100%	97%	79%	89%	63%	88%	90%	85%	85%	80%
	2022	72%	74%	81%	71%	70%	88%	100%	97%	79%	89%	63%	88%	90%	85%	85%	80%

Texas Education Agency
2022-23 STAAR Performance (TAPR)
HURST-EULESS-BEDFORD ISD (220916) - TARRANT COUNTY

Ed	School Year	State	Region 11	District	African American	Hispanic	White	American Indian	Asian	Pacific Islander	Two or More Races	Special Ed (Current)	Special Ed				
----	-------------	-------	-----------	----------	------------------	----------	-------	-----------------	-------	------------------	-------------------	----------------------	------------	--	--	--	--





Texas Education Agency
 2022-23 STAAR Performance (TAPR)
 HURST-EULESS-BEDFORD ISD (220916) - TARRANT COUNTY

	School Year	State	Region 11	District	African American	Hispanic	White	American Indian	Asian	Pacific Islander	Two or More Races	Special Ed (Current)	Special Ed (Former)	Continuously Enrolled	Non-Continuously Enrolled	Econ Disadv	EB & EL (Current & Monitored)
Math Including EOC	2023	51%	50%	75%	64%	69%	85%	60%	94%	67%	79%	42%	78%	77%	69%	68%	63%
	2022	48%	47%	71%	64%	63%	80%	*	91%	55%	71%	35%	68%	74%	62%	65%	

Texas Education Agency
2022-23 Progress (TAPR)
HURST-EULESS-BEDFORD ISD (220916) - TARRANT COUNTY

	School Year	State	Region11	District	African American	Hispanic	White	American Indian	Asian	Pacific Islander	Two or More						
--	-------------	-------	----------	----------	------------------	----------	-------	-----------------	-------	------------------	-------------	--	--	--	--	--	--











Texas Education Agency
 2022-23 Attendance, Graduation, and Dropout Rates (TAPR)
 HURST-EULESS-BEDFORD ISD (220916) - TARRANT COUNTY

	State	Region 11	District	African American	Hispanic	White	American Indian	Asian	Pacific Islander	Two or More Races	Special Ed	Econ Disadv	EB/EL
Class of 2022	88.0%	85.2%	88.0%	83.6%	87.8%	88.3%	100.0%	96.2%	86.0%	91.0%	40.7%	85.2%	84.4%
Class of 2021	85.7%	84.7%	86.3%	78.9%	85.8%	89.1%	54.5%	97.4%	80.6%	86.1%	41.1%	81.6%	81.9%
RHSP/DAP Graduates (Annual Rate)													
2021-22	23.6%	23.1%	-	-	-	-	-	-	-	-	-	-	-
2020-21	43.8%	14.5%	-	-	-	-	-	-	-	-	-	-	-
FHSP-E Graduates (Annual Rate)													
2021-22	3.9%	3.5%	0.0%	0.0%	0.0%	0.0%	0.0%	0.0%	0.0%	0.0%	0.0%	0.0%	0.0%
2020-21	3.8%	2.7%	0.1%	0.0%	0.0%	0.2%	0.0%	0.0%	0.0%	0.0%	0.0%	0.0%	0.0%
FHSP-DLA Graduates (Annual Rate)													
2021-22	82.3%	79.6%	86.2%	82.2%	84.5%	87.2%	100.0%	96.2%	82.2%	91.1%	34.3%	83.1%	83.7%
2020-21	80.4%	80.4%	84.3%	78.0%	84.4%	85.7%	54.5%	96.7%	76.3%	84.0%	37.6%	79.1%	74.8%
RHSP/DAP/FHSP-E/FHSP-DLA Graduates (Annual Rate)													
2021-22	86.0%	83.1%	86.2%	82.2%	84.5%	87.2%	100.0%	96.2%	82.2%	91.1%	34.3%	83.1%	83.7%
2020-21	84.1%	83.0%	84.4%	78.0%	84.4%	85.8%	54.5%	96.7%	76.3%	84.0%	37.6%	79.1%	74.8%

Texas Education Agency
 2022-23 Graduation Profile (TAPR)
 HURST-EULESS-BEDFORD ISD (220916) - TARRANT COUNTY




	District Count	District Percent	State Count	State Percent
Graduatesf(2021-22 Annual Graduates)				
Total Graduates	1,665	100.0%	368,686	100.0%
By Ethnicity:				
African American	331	19.9%	45,227	12.3%
Hispanic	516	31.0%	191,125	51.8%
White	556	33.4%	103,171	28.0%
American Indian				

Texas Education Agency
 2022-23 CCMR-Related Indicators (TAPR)
 HURST-EULESS-BEDFORD ISD (220916) - TARRANT COUNTY

	Academic Year	State	Region 11	District	African American	Hispanic	White	American Indian	Asian	Pacific Islander	Two or More Races	Special Ed	Econ Disadv	EB/EL
--	---------------	-------	-----------	----------	------------------	----------	-------	-----------------	-------	------------------	-------------------	------------	-------------	-------

TSIA Results (Graduates >= Criterion) (Annual Graduates)

Reading



Texas Education Agency
 2022-23 Other Postsecondary Indicators (TAPR)
 HURST-EULESS-BEDFORD ISD (220916) - TARRANT COUNTY

	Academic Year	State	Region 11	District	African American	Hispanic	White	American Indian	Asian	Pacific Islander	Two or More Races	Special Ed	Econ Disadv	EB/EL
Advanced/Dual-Credit Course Completion (Grades 9-12)														
Any Subject	2021-22	44.2%	40.6%	37.8%	27.3%	32.0%	44.1%	61.1%	67.9%	17.8%	36.6%	5.3%	30.0%	13.4%
	2020-21	42.5%	40.9%	39.3%	29.0%	33.2%	45.7%	51.9%	65.8%	20.7%	41.4%	7.2%	30.7%	15.4%
English/Language Arts	2021-22	16.6%	13.9%	15.3%	9.8%									



Texas Education Agency
2022-23 Student Information (TAPR)
HURST-EULESS-BEDFORD ISD (220916) - TARRANT COUNTY

		----- Membership -----				----- Enrollment -----			
		---- District ----							



Texas Education Agency
 2022-23 Student Information (TAPR)
 HURST-EULESS-BEDFORD ISD (220916) - TARRANT COUNTY

Student Information	----- Membership -----				----- Enrollment -----			
	---- District ----		----- State -----		---- District ----		----- State -----	
	Count	Percent	Count	Percent	Count	Percent	Count	Percent
Students w/ Dyslexia	1,215	5.3%	302,409	5.5%	1,215	5.3%	302,615	5.5%
Foster Care								



Texas Education Agency
2022-23 Student Information (TAPR)

The table consists of a blue header row and a tan footer row. The blue header row is divided into three columns. The tan footer row is a single solid block. The main body of the table is redacted with a solid blue color.

Texas Education Agency
 2022-23 Staff Information (TAPR)
 HURST-EULESS-BEDFORD ISD (220916) - TARRANT COUNTY

	----- District -----		----- State -----	
	Count	Percent	Count	Percent
	2,728.6	100.0%	763,729.4	100.0%
	1,850.4	67.8%	489,326.8	64.1%
	1,447.8	53.1%	371,646.7	48.7%
	294.1	10.8%	82,878.8	10.9%
	77.0	2.8%	25,300.5	3.3%
	31.5	1.2%	9,500.8	1.2%
	253.7	9.3%	86,185.9	11.3%
	624.5	22.9%	188,216.7	24.6%
	25.0	n/a	4,258.0	n/a
	0.0	n/a	646.0	n/a

Full

Texas Education Agency
 2022-23 Staff Information (TAPR)
 HURST-EULESS-BEDFORD ISD (220916) - TARRANT COUNTY

Staff Information	---- District ----		----- State -----	
	Count	Percent	Count	Percent
21-30 Years Experience	232.6	16.1%	49,550.0	13.3%
Over 30 Years Experience	34.0	2.3%	10,867.4	2.9%
Number of Students per Teacher	15.8	n/a	14.8	n/a

Staff Information	District	State
Experience of Campus Leadership:		
Average Years Experience of Principals	7.1	6.1
Average Years Experience of Principals with District	6.7	5.3
Average Years Experience of Assistant Principals	5.9	5.2
Average Years Experience of Assistant Principals with District	4.9	4.4
Average Years Experience of Teachers:	12.1	11.0
Average Years Experience of Teachers with District:	7.2	6.9
Average Teacher Salary by Years of Experience (regular duties only):		
Beginning Teachers	\$54,086	\$53,300
1-5 Years Experience	\$61,192	\$56,516
6-10 Years Experience	\$65,223	\$59,732
11-20 Years Experience	\$67,626	\$63,389

--	--	--

--	--	--

--	--	--

--	--	--

--	--	--

Texas Education Agency
2022-23 Staff Information (TAPR)
HURST-EULESS-BEDFORD ISD (220916) - TARRANT COUNTY

	----- District -----		----- State -----	
Designation	Headcount	Average Payout	Headcount	Average Payout
Teacher Incentive Allotment:				
Recognized	*	*	5,474	\$5,974
Exemplary	-	-	4,862	\$11,898
Master	*	*	2,224	\$21,920

	----- District -----		----- State -----	
Program Information	Count	Percent	Count	Percent
Teachers by Program (population served):				
Bilingual/ESL Education	54.4	3.8%	22,050.2	5.9%
Career and Technical Education	63.7	4.4%	19,907.7	5.4%
Compensatory Education	108.6	7.5%	11,928.5	3.2%
Gifted and Talented Education	29.3	2.0%	6,181.8	1.7%
Regular Education	935.1	64.6%	262,398.5	70.6%
Special Education	149.3	10.3%	36,110.2	9.7%
Other	107.4	7.4%	13,069.7	3.5%

- Indicates there is no data for the item.

* Indicates results are masked due to small numbers.

** When only one student disability or assessment group is masked, then the second smallest student disability or assessment group is masked regardless of size.

n/a Indicates data reporting is not applicable for this group.

? Indicates that the data for this item were statistically improbable or were reported outside a reasonable range.

Link to: [PEIMS Financial Standard Reports 2021-22 Financial Actual Report](#)

(To open link in a new window, press the "Ctrl" key and click on the link.)